

Introductory sub-table (1)(a)

Name of the Company: ICDS Limited

Scrip Code, Name of the scrip, class of security: ICDSLTD - ICDS Limited - Equity Shares

Quarter ended: I Quarter ended 30/06/2014

Partly paid-up shares:- No. of partly paid-up shares As a % of total no. of partly paid-up shares As a % of total no. of shares of the company

Held by promoter/promoter group	Nil	Nil	Nil
Held by public:	Nil	Nil	Nil
Total	Nil	Nil	Nil

Outstanding convertible securities:- No. of outstanding securities As a % of total no. of outstanding convertible securities As a % of total no. of shares of the company, assuming full conversion of the convertible securities

Held by promoter/promoter group	Nil	Nil	Nil
Held by public	Nil	Nil	Nil
Total	Nil	Nil	Nil


Warrants:- No. of warrants As a % of total no. of warrants As a % of total no. of shares of the company, assuming full conversion of warrants

Held by promoter/promoter group	Nil	Nil	Nil
Held by public	Nil	Nil	Nil
Total	Nil	Nil	Nil


Total paid-up capital of the company, assuming full conversion of warrants and convertible securities Nil Nil Nil

for ICDS Limited

Director



	Sub Total(A)(2)	0	0	0	0	0.00	0.00	0	0.00
	Total Shareholding of Promoter and	80	6693784	4065074	51.39	51.39	0	0.00	
(B)	Public shareholding								
1	Institutions								
(a)	Mutual Funds/ UTI	0	0	0	0.00	0.00	0	0.00	
(b)	Financial Institutions / Banks	8	11915	8824	0.09	0.09	0	0.00	
(c)	Central Government/ State Government(s)	0	0	0	0.00	0.00	0	0.00	
(d)	Venture Capital Funds	0	0	0	0.00	0.00	0	0.00	
(e)	Insurance Companies	1	677001	677001	5.20	5.20	0	0.00	
(f)	Foreign Institutional Investors	0	0	0	0.00	0.00	0	0.00	
(g)	Foreign Venture Capital Investors	0	0	0	0.00	0.00	0	0.00	
(h)	Qualified Foreign Investor	0	0	0	0.00	0.00	0	0.00	
(i)	Any Other (specify)	0	0	0	0.00	0.00	0	0.00	
(i-ii)	Foreign Corporate Body	1	400000	400000	3.07	3.07	0	0.00	
(i-ii)									
	Sub-Total (B)(1)	10	1088916	1085825	8.36	8.36	0	0.00	
B 2	Non-institutions								
(a)	Bodies Corporate	33	305137	254579	2.34	2.34	0	0.00	
(b)	Individuals								
	Individuals -i. Individual shareholders holding nominal share capital up to Rs 1 lakh	5516	2297611	577800	17.63	17.63	0	0.00	
II	ii. Individual shareholders holding nominal share capital in excess of Rs. 1 lakh.	2	1386029	1215023	10.64	10.64	0	0.00	
(c)		0	0	0	0.00	0.00	0	0.00	
(d)	Any Other (specify)								
(d-i)	The Academy of Gen.Education	1	868488	868488	6.67	6.67	0	0.00	
(d-ii)	MIT Trust & KMC Trust	2	370908	370908	2.85	2.85	0	0.00	




(d-iii)	T Gautam Pai-Trustee/Panduranga Trust																			
	Sub-Total (B)(2)	1	15827	0	0.12	0.12	0													0.00
		5555	5244000	3286798	40.25	40.25	0													0.00
(B)	Total Public Shareholding (B)= (B)(1)+(B)(2)	5565	6332916	4372623	48.61	48.61	0													0.00
	TOTAL (A)+(B)	5645	13026700	8437697	100.00	100.00	0													0.00
(C)	Shares held by Custodians and against which Depository Receipts have been issued																			
1	Promoter and Promoter Group	0	0	0	0	0.00	0													0.00
2	Public	0	0	0	0	0.00	0													0
	Sub-Total (C)	0	0	0	0	0	0													0
	GRAND TOTAL (A)+(B)+(C)	5645	13026700	8437697	100	100.00	0													0.00




(1)(b) Statement showing holding of securities (including shares, warrants, convertible securities) of persons belonging to the category "Promoter and Promoter Group"

Sr. No.	Name of the shareholder	Details of Shares held			Encumbered shares (*)	Details of warrants			Details of convertible securities		Total shares (including underlying shares assuming full conversion of warrants and convertible securities) as a % of diluted share capital
		Number of shares held	As a % of grand total (A)+(B)+(C)	As a % of grand total (A)+(B)+(C) of sub-clause (1)(a)		Number of warrants held	As a % total number of warrants of the same class	Number of convertible securities held	As a % total number of convertible securities of the same class		
(i)	(ii)	(iii)	(iv)	(v)	(vi) = (v)/(iii)*100	(vii)	(viii)	(ix)	(x)	(xi)	(xii)
DIRECTORS:											
1	T Mohandas Pai	58775	0.45		0.00	0.00	0	0	0	0	0
	H N S Rao	99	0.00		0.00	0.00	0	0	0	0	0
3	Bharat K Nayak	0	0.00		0.00	0.00	0	0	0	0	0
4	Harish P Shenoy	40	0.00		0.00	0.00	0	0	0	0	0
5	K M Udupa	0	0.00		0.00	0.00	0	0	0	0	0
6	Jrody Giridhar Pai	0	0.00		0.00	0.00	0	0	0	0	0
DIRECTOR'S FRIENDS:											
1	K Vishwanath Kamath	25756	0.20		0.00	0.00	0	0	0	0	0
2	Kundapur Vaman Kamath	22176	0.17		0.00	0.00	0	0	0	0	0
3	Gita Ranga Pai	480	0.00		0.00	0.00	0	0	0	0	0
4	U Suresh Rao	3424	0.03		0.00	0.00	0	0	0	0	0
5	M D Narayan	11200	0.09		0.00	0.00	0	0	0	0	0
DIRECTOR'S RELATIVES:											
1	T Vital Pai	51150	0.39		0.00	0.00	0	0	0	0	0
2	Dt Ramdas M Pai	177121	1.36		0.00	0.00	0	0	0	0	0
3	Sunithi P Nayak	28828	0.22		0.00	0.00	0	0	0	0	0
4	Vasanthi R Shenoy	29968	0.23		0.00	0.00	0	0	0	0	0
5	Latha P Pai	39966	0.31		0.00	0.00	0	0	0	0	0
6	K Gopalakrishna a/s N Nayak	35304	0.27		0.00	0.00	0	0	0	0	0




7	T Rajesh Pai	57390	0.44		0.00	0.00	0	0	0	0	0	0	0	0	0	0	0	0	0
8	Usha	45784	0.35		0.00	0.00	0	0	0	0	0	0	0	0	0	0	0	0	0
9	Ranjani Pai K	280	0.00		0.00	0.00	0	0	0	0	0	0	0	0	0	0	0	0	0
10	Vasanthi R Pai	67596	0.52		0.00	0.00	0	0	0	0	0	0	0	0	0	0	0	0	0
11	Iyanthi R Pai	9689	0.07		0.00	0.00	0	0	0	0	0	0	0	0	0	0	0	0	0
12	Suresh	28800	0.22		0.00	0.00	0	0	0	0	0	0	0	0	0	0	0	0	0
13	Radhika Shetty	3120	0.02		0.00	0.00	0	0	0	0	0	0	0	0	0	0	0	0	0
14	Ratnakar S Pai	9840	0.08		0.00	0.00	0	0	0	0	0	0	0	0	0	0	0	0	0
15	M D Balakrishna	672	0.01		0.00	0.00	0	0	0	0	0	0	0	0	0	0	0	0	0
16	Geetha P Kamath	3939	0.03		0.00	0.00	0	0	0	0	0	0	0	0	0	0	0	0	0
17	T Harish Pai	18276	0.14		0.00	0.00	0	0	0	0	0	0	0	0	0	0	0	0	0
18	Vidya	17385	0.13		0.00	0.00	0	0	0	0	0	0	0	0	0	0	0	0	0
19	Ananth	18400	0.14		0.00	0.00	0	0	0	0	0	0	0	0	0	0	0	0	0
20	Shaila Pai	49150	0.38		0.00	0.00	0	0	0	0	0	0	0	0	0	0	0	0	0
21	Sangeetha	13632	0.10		0.00	0.00	0	0	0	0	0	0	0	0	0	0	0	0	0
22	Indumathi B Pai	16617	0.13		0.00	0.00	0	0	0	0	0	0	0	0	0	0	0	0	0
23	T Ashok Pai	178015	1.37		0.00	0.00	0	0	0	0	0	0	0	0	0	0	0	0	0
24	Sandhya D Nayak	160	0.00		0.00	0.00	0	0	0	0	0	0	0	0	0	0	0	0	0
25	Roopa M Pai K	315	0.00		0.00	0.00	0	0	0	0	0	0	0	0	0	0	0	0	0
26	Sangeetha	3860	0.03		0.00	0.00	0	0	0	0	0	0	0	0	0	0	0	0	0
27	Tonse Satish U Pai	87127	0.67		0.00	0.00	0	0	0	0	0	0	0	0	0	0	0	0	0
28	T Gautham Pai	18136	0.14		0.00	0.00	0	0	0	0	0	0	0	0	0	0	0	0	0
29	Sandhya Satish Pai	43875	0.34		0.00	0.00	0	0	0	0	0	0	0	0	0	0	0	0	0
30	Madhav Pai	26665	0.20		0.00	0.00	0	0	0	0	0	0	0	0	0	0	0	0	0
31	Sachin Pai	26665	0.20		0.00	0.00	0	0	0	0	0	0	0	0	0	0	0	0	0
32	T Narayan M Pai	41764	0.32		0.00	0.00	0	0	0	0	0	0	0	0	0	0	0	0	0
33	Alaka R Pai	7228	0.06		0.00	0.00	0	0	0	0	0	0	0	0	0	0	0	0	0
34	Dr Ramdas M Pai	3969	0.03		0.00	0.00	0	0	0	0	0	0	0	0	0	0	0	0	0
35	Vijayalakshmi N Pai	103668	0.80		0.00	0.00	0	0	0	0	0	0	0	0	0	0	0	0	0
36	Nita N Pai	1969	0.02		0.00	0.00	0	0	0	0	0	0	0	0	0	0	0	0	0
37	Ranjani R Pai	78468	0.60		0.00	0.00	0	0	0	0	0	0	0	0	0	0	0	0	0
38	Sanjay Pai	5894	0.05		0.00	0.00	0	0	0	0	0	0	0	0	0	0	0	0	0
39	T Sunil Pai	15924	0.12		0.00	0.00	0	0	0	0	0	0	0	0	0	0	0	0	0
40	Dr Ramdas M Pai	4137	0.03		0.00	0.00	0	0	0	0	0	0	0	0	0	0	0	0	0
41	T Narayan M Pai	3641	0.03		0.00	0.00	0	0	0	0	0	0	0	0	0	0	0	0	0
42	Gayatri Pai	77441	0.59		0.00	0.00	0	0	0	0	0	0	0	0	0	0	0	0	0
43	T Sanjay Pai	13115	0.10		0.00	0.00	0	0	0	0	0	0	0	0	0	0	0	0	0
44	Asha R Kamath	3693	0.02		0.00	0.00	0	0	0	0	0	0	0	0	0	0	0	0	0
45	Roshan B Pai	800	0.01		0.00	0.00	0	0	0	0	0	0	0	0	0	0	0	0	0
46	Vindhya T	25273	0.19		0.00	0.00	0	0	0	0	0	0	0	0	0	0	0	0	0




47	Vasanth Shenoy	2915	0.02			0.00	0.00	0	0	0	0	0	0	0	0	0	0	0	0
48	Ranjana Shenoy N	2560	0.02			0.00	0.00	0	0	0	0	0	0	0	0	0	0	0	0
49	Asha K Pai	5120	0.04			0.00	0.00	0	0	0	0	0	0	0	0	0	0	0	0
50	Kusuma P Pai	1280	0.01			0.00	0.00	0	0	0	0	0	0	0	0	0	0	0	0
51	J Radhika Pai	1280	0.01			0.00	0.00	0	0	0	0	0	0	0	0	0	0	0	0
52	Raghuveer Shenoy B	2560	0.02			0.00	0.00	0	0	0	0	0	0	0	0	0	0	0	0
53	Tara D Kudva	52	0.00			0.00	0.00	0	0	0	0	0	0	0	0	0	0	0	0
54	K K Pai	3524	0.03			0.00	0.00	0	0	0	0	0	0	0	0	0	0	0	0
55	T Satish U Pai jly Sandhya S Pai	334500	2.57			0.00	0.00	0	0	0	0	0	0	0	0	0	0	0	0
56	Vijayalakshmi N Pai and Narayan M P	4212	0.03			0.00	0.00	0	0	0	0	0	0	0	0	0	0	0	0
57	Dinesh Kudva	80	0.00			0.00	0.00	0	0	0	0	0	0	0	0	0	0	0	0
1	The Canara Land Investments Ltd	25935	0.20			0.00	0.00	0	0	0	0	0	0	0	0	0	0	0	0
2	Sharath Investments Pvt Ltd	505176	3.88			0.00	0.00	0	0	0	0	0	0	0	0	0	0	0	0
3	Shivally Investment Co Pvt Ltd	52086	0.40			0.00	0.00	0	0	0	0	0	0	0	0	0	0	0	0
4	Manipal Finance Corporation Ltd	165531	1.27			0.00	0.00	0	0	0	0	0	0	0	0	0	0	0	0
5	Manipal Media Network Ltd	17728	0.14			0.00	0.00	0	0	0	0	0	0	0	0	0	0	0	0
6	Sharat Impex Company Pvt Ltd	11849	0.09			0.00	0.00	0	0	0	0	0	0	0	0	0	0	0	0
7	Manipal Enterprises Pvt Ltd	2000	0.02			0.00	0.00	0	0	0	0	0	0	0	0	0	0	0	0
8	Maniraj Industries Ltd	48387	0.37			0.00	0.00	0	0	0	0	0	0	0	0	0	0	0	0
9	TVP Consultants Ltd	1297	0.01			0.00	0.00	0	0	0	0	0	0	0	0	0	0	0	0
10	Manipal Prakashan Ltd	308453	2.37			0.00	0.00	0	0	0	0	0	0	0	0	0	0	0	0
11	Teaching Fraternity & Education Trust	1858400	14.27			0.00	0.00	0	0	0	0	0	0	0	0	0	0	0	0
	Teaching Fraternity & Education Trust	245600	1.89			0.00	0.00	0	0	0	0	0	0	0	0	0	0	0	0
12	Music & Fine Arts Education Trust	390000	2.99			0.00	0.00	0	0	0	0	0	0	0	0	0	0	0	0
	Music & Fine Arts Education Trust	1086600	8.34			0.00	0.00	0	0	0	0	0	0	0	0	0	0	0	0
	TOTAL	6693784	51.39			0.00	0.00	0	0	0	0	0	0	0	0	0	0	0	0

(*) The term "encumbrance" has the same meaning as assigned to it in regulation 28(3) of the SAST Regulations, 2011




Statement showing holding of securities (including shares, warrants, convertible securities) of persons belonging to the category "Public" and holding more than 1% of the total number of shares

Sr. No.	Name of the shareholder	Number of shares held	Shares as a percentage of total number of shares {i.e., Grand Total (A)+(B)+(C) indicated in Statement at para (1)(a) above}	Details of warrants		Details of convertible securities		Total shares (including underlying shares assuming full conversion of warrants and convertible securities) as a % of diluted share capital
				Number of warrants held	As a % total number of warrants of the same class	Number of convertible securities held	% w.r.t total number of convertible securities of the same class	
1	T Ramesh U Pai	171006	1.31	0	0	0	0	0
2	Mahendra G Wadhvani	1215023	9.33	0	0	0	0	0
3			0.00	0	0	0	0	0
4			0.00	0	0	0	0	0
5			0.00	0	0	0	0	0
6			0.00	0	0	0	0	0
7			0.00	0	0	0	0	0
8			0.00	0	0	0	0	0
9			0.00	0	0	0	0	0
10			0.00	0	0	0	0	0
TOTAL		1386029	10.64	0	0	0	0	0




(II)(a) Statement showing details of Depository Receipts (DRs)

Sr. No.	Type of outstanding DR (ADRs, GDRs, SDRs, etc.)	Number of outstanding DRs	Number of shares underlying outstanding DRs	Shares underlying outstanding DRs as a percentage of total number of shares {i.e., Grand Total (A)+(B)+(C) indicated in Statement at para (I)(a) above}
1				0.00
2				0.00
3				0.00
4				0.00
5				0.00
6				0.00
7				0.00
8				0.00
9				0.00
TOTAL		0	0	0.00



(II)(b) Statement showing holding of Depository Receipts (DRs), where underlying shares held by "promoter/promoter group" are in excess of 1% of the total number of shares

Sr. No.	Name of the DR Holder	Type of outstanding DR (ADRs, GDRs, SDRs, etc.)	Number of shares underlying outstanding DRs	Shares underlying outstanding DRs as a percentage of total number of shares {i.e., Grand Total (A)+(B)+(C) indicated in Statement at para (I)(a) above}
1				0.00
2				0.00
3				0.00
4				0.00
5				0.00
6				0.00
7				0.00
8				0.00
9				0.00
TOTAL			0	0.00

for ICDS Limited

 Director

