

Introductory sub-table (I)(a)

Name of the Company: ICDS Limited

Scrip Code, Name of the scrip, class of security: ICDSLTD ICDS Limited - Equity Shares

Quarter ended: 1 Quarter ended 30.06.2015

Partly paid-up shares:- No. of partly paid-up shares As a % of total no. of partly paid-up shares As a % of total no. of shares of the company

Held by promoter/promoter group	Nil	Nil	Nil
Held by public	Nil	Nil	Nil
Total	Nil	Nil	Nil

Outs'tanding convertible securities:- No. of outstanding securities As a % of total no. of outstanding convertible securities As a % of total no. of shares of the company, assuming full conversion of the convertible securities

Held by promoter/promoter group	Nil	Nil	Nil
Held by public	Nil	Nil	Nil
Total	Nil	Nil	Nil

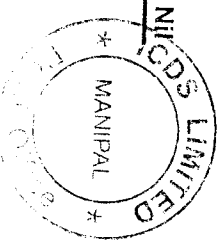
Warrants:- No. of warrants As a % of total no. of warrants As a % of total no. of shares of the company, assuming full conversion of warrants

Held by promoter/promoter group	Nil	Nil	Nil
Held by public	Nil	Nil	Nil
Total	Nil	Nil	Nil

Total paid-up capital of the company, assuming full conversion of warrants and convertible securities Nil Nil

for ICDS Limited

Director




Statement Showing Shareholding Pattern

Category code	Category of Shareholder	Number of Shareholders	Total number of shares	Table (I)(a)		Total shareholding as a percentage of total number of shares	Shares Pledged or otherwise encumbered	As a percentage
				Number of shares held in dematerialized form	As a percentage of (A+B) ¹			
(I)	(II)	(III)	(IV)	(V)	(VI)	(VII)		
(A)	Shareholding of Promoter and							
1	Indian							
(a)	Individuals/ Hindu Undivided Family		1974742	879700	15.16	15.16	0	0.00
(b)	Central Government/ State Government(s)							
(c)	Bodies Corporate	12	4719042	3185374	36.23	36.23	0	0.00
(d)	Financial Institutions/ Banks	0	0	0	0.00	0.00	0	0.00
(e)	Any Others(Specify)	0	0	0	0.00	0.00	0	0.00
(e-i)		0	0	0	0.00	0.00	0	0.00
(e-ii)		0	0	0	0.00	0.00	0	0.00
	Sub Total(A)(I)	80	6693784	4065074	51.39	51.39	0	0.00
2	Foreign							
a	Individuals (Non-Residents Individuals/ Foreign Individuals)	0	0	0	0	0	0	0
b	Bodies Corporate	0	0	0	0	0	0	0
c	Institutions	0	0	0	0	0	0	0
d	Qualified Foreign Investor	0	0	0	0	0	0	0
e	Any Others(Specify)	0	0	0	0	0	0	0
e-i								
e-ii								

for ICDS Limited

Director




	Sub Total(A)(2)	0	0	0	0	0.00	0.00	0	0.00
	Total Shareholding of Promoter and	80	6693784	4065074	51.39	51.39	0	0.00	
(B)	Public share holding								
I	Institutions								
(a)	Mutual Funds/UTI	0	0	0	0.00	0.00	0	0.00	
(b)	Financial Institutions /Banks	8	11915	8824	0.09	0.09	0	0.00	
(c)	Central Government/ State Government(s)								
(d)	Venture Capital Funds	0	0	0	0.00	0.00	0	0.00	
(e)	Insurance Companies	0	0	0	0.00	0.00	0	0.00	
(f)	Foreign Institutional Investors	1	677001	677001	5.20	5.20	0	0.00	
(g)	Foreign Venture Capital Investors	0	0	0	0.00	0.00	0	0.00	
(h)	Qualified Foreign Investor	0	0	0	0.00	0.00	0	0.00	
(i)	Any Other (specify)	0	0	0	0.00	0.00	0	0.00	
(i-ii)	Foreign Corporate Body	1	400000	400000	3.07	3.07	0	0.00	
(i-ii)									
	Sub-Total (B)(1)	10	1088916	1085825	8.36	8.36	0	0.00	
B 2	Non-institutions								
(a)	Bodies Corporate	36	339842	289259	2.61	2.61	0	0.00	
(b)	Individuals								
	Individuals -i. Individual shareholders holding nominal share capital up to Rs 1 lakh								
I		5507	2262906	581153	17.37	17.37	0	0.00	
II	ii. Individual shareholders holding nominal share capital in excess of Rs. 1 lakh.	2	1386029	1215023	10.64	10.64	0	0.00	
(c)		0	0	0	0.00	0.00	0	0.00	
(d)	Any Other (specify)								
(d-i)	The Academy of Gen.Education	1	868488	868488	6.67	6.67	0	0.00	
(d-ii)	MIT Trust & KMC Trust	2	370908	370908	2.85	2.85	0	0.00	

(d-iii)	1. Gautam Pat-Trustee/Panduranga Trust										
	Sub-Total (B)(2)	5549	15827	0	0.12	0.12	0	0.00			
			5244000	3324831	40.26	40.26	0	0.00			
(B)	Total Public Shareholding (B) (B)(1)+(B)(2)	5559	6332916	4410656	48.61	48.61	0	0.00			
	TOTAL (A)+(B)	5639	13026700	8475730	100.00	100.00	0	0.00			
(C)	Shares held by Custodians and against which Depository Receipts have been issued										
1	Promoter and Promoter Group	0	0	0	0	0.00	0	0.00			
2	Public	0	0	0	0	0.00	0	0.00			
	Sub-Total (C)	0	0	0	0	0	0	0			
	GRAND TOTAL (A)+(B)+(C)	5639	13026700	8475730	100	100.00	0	0.00			

for ICDS Limited

Director



(1)(b) Statement showing holding of securities (including shares, warrants, convertible securities) of persons belonging to the category "Promoter and Promoter Group"

Sr. No.	Name of the shareholder	Details of Shares held			Encumbered shares (*)	Details of warrants			Details of convertible securities		Total shares (including underlying shares assuming full conversion of warrants and convertible securities) as a % of diluted share capital
		Number of shares held	As a % of grand total (A)+(B)+(C)	As a % of grand total (A)+(B)+(C) of sub-clause (1)(a)		Number of warrants held	As a % total number of warrants of the same class	Number of convertible securities held	As a % total number of convertible securities of the same class		
(i)	(ii)	(iii)	(iv)	(v)	(vi)=(v)/(iii)*100	(vii)	(viii)	(ix)	(x)	(xi)	(xii)
DIRECTORS:											
1	Mohandas Pai	58775	0.45		0.00	0.00	0	0	0	0	0
2	H N S Rao	99	0.00		0.00	0.00	0	0	0	0	0
3	Bharat K Nayak	0	0.00		0.00	0.00	0	0	0	0	0
4	Harish P Shenoy	40	0.00		0.00	0.00	0	0	0	0	0
5	K M Udapa	0	0.00		0.00	0.00	0	0	0	0	0
6	Irody Giridhar Pai	0	0.00		0.00	0.00	0	0	0	0	0
7	Mrs. Vimal C Kamath	0	0.00		0.00	0.00	0	0	0	0	0
DIRECTOR'S FRIENDS:											
1	K Vishwanath Kamath	25756	0.20		0.00	0.00	0	0	0	0	0
2	Kundapur Vaman Kamath	22176	0.17		0.00	0.00	0	0	0	0	0
3	Gita Ranga Pai	480	0.00		0.00	0.00	0	0	0	0	0
4	U Suresh Rao	3424	0.03		0.00	0.00	0	0	0	0	0
5	M D Narayan	11200	0.09		0.00	0.00	0	0	0	0	0
DIRECTOR'S RELATIVES:											
1	T. Vital Pai	51150	0.39		0.00	0.00	0	0	0	0	0
2	Dr Randas M Pai	177121	1.36		0.00	0.00	0	0	0	0	0
3	Sunithi P Nayak	28828	0.22		0.00	0.00	0	0	0	0	0
4	Vasanthi R Shenoy	29968	0.23		0.00	0.00	0	0	0	0	0
5	Iatha P Pai	39966	0.31		0.00	0.00	0	0	0	0	0
6	K Gopalakrishna a/s N Nayak	35304	0.27		0.00	0.00	0	0	0	0	0

Statement showing holding of securities (including shares, warrants, convertible securities) of persons belonging to the category "Public" and holding more than 1% of the total number of shares

Sr. No.	Name of the shareholder	Number of shares held	Shares as a percentage of total number of shares {i.e., Grand Total (A)+(B)+(C) indicated in Statement at para (1)(a) above}	Details of warrants			Details of convertible securities		Total shares (including underlying shares assuming full conversion of warrants and convertible securities) as a % of diluted share capital
				Number of warrants held	As a % total number of warrants of the same class	Number of securities held	% w.r.t total number of convertible securities of the same class		
1	J Ramesh U Pai	171006	1.31	0	0	0	0	0	
2	Mahendra G Wadhvani	1215023	9.33	0	0	0	0	0	
3			0.00	0	0	0	0	0	
4			0.00	0	0	0	0	0	
5			0.00	0	0	0	0	0	
6			0.00	0	0	0	0	0	
7			0.00	0	0	0	0	0	
8			0.00	0	0	0	0	0	
9			0.00	0	0	0	0	0	
10			0.00	0	0	0	0	0	
TOTAL		1386029	10.64	0	0	0	0	0	

(D)(d) Statement showing details of locked-in shares

Sr. No.	Name of the shareholder	Number of locked-in shares	Locked-in shares as a percentage of total number of shares {i.e., Grand Total (A)+(B)+(C) indicated in Statement at para (D)(a) above}
1	None	0	0.00
2			0.00
3			0.00
4			0.00
5			0.00
6			0.00
7			0.00
8			0.00
9			0.00
TOTAL		0	0.00

(11)(a) Statement showing details of Depository Receipts (DRs)

Sr. No.	Type of outstanding DR (ADRs, GDRs, SDRs, etc.)	Number of outstanding DRs	Number of shares underlying outstanding DRs	Shares underlying outstanding DRs as a percentage of total number of shares {i.e., Grand Total (A)+(B)+(C) indicated in Statement at para (1)(a) above}
1				
2				0.00
3				0.00
4				0.00
5				0.00
6				0.00
7				0.00
8				0.00
9				0.00
TOTAL		0	0	0.00

(H(b)) Statement showing holding of Depository Receipts (DRs), where underlying shares held by "promoter/promoter group" are in excess of 1% of the total number of shares

Sr. No.	Name of the DR Holder	Type of outstanding DR (ADRs, GDRs, SDRs, etc.)	Number of shares underlying outstanding DRs	Shares underlying outstanding DRs as a percentage of total number of shares (i.e., Grand Total (A)+(B)+(C) indicated in Statement at para (I)(a) above}
1				0.00
2				0.00
3				0.00
4				0.00
5				0.00
6				0.00
7				0.00
8				0.00
9				0.00
TOTAL				0.00

for ICDS Limited


Director

