

CLAUSE 35

FORM OF SHAREHOLDING PATTERN

NAME OF THE SCRP CODE QUARTER ENDING SHAREHOLDING PATTERN AS ON: 30/09/2013	MPANT ICDS LIMITED ICDS LTD I QUARTER	NAME OF THE SCRP	CLASS OF SECURITY	QUANTITY
Party Pledge Shares		No. of Party Pledge Shares	As a % of total No. of Party Pledge Shares	As a % of total No. of Shares of the Company
Held by Promoter/Promoter Group		NIL	NIL	NIL
Held by Public		NIL	NIL	NIL
Total		NIL	NIL	NIL
Outstanding Convertible Securities		No. of outstanding Securities	As a % of total No. of outstanding convertible Securities	As a % of total No. of Shares of the Company, assuming full conversion of the convertible Securities
Held by Promoter/Promoter Group		NIL	NIL	NIL
Held by Public		NIL	NIL	NIL
Total		NIL	NIL	NIL

for ICDS Limited

Director



Shareholders	No. of Shares	As a % of total No. of Shares	As a % of total No. of Shares of the Company, assuming full Conversion of Warrants
Held by From/for/From other Group	NIL	NIL	NIL
Held by Public	NIL	NIL	NIL
Total	NIL	NIL	NIL
Total paid-up Capital of the Company Assuming full Conversion of Warrants and Convertible Securities	NIL	NIL	NIL

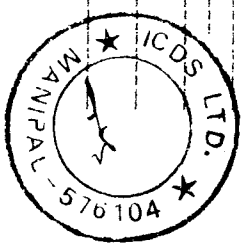
(1) (a) Statement showing Shareholding Pattern pursuant to Clause 35 of the Equity Listing Agreement.

Name of the Company: ICDS LIMITED


Script Code: ICDSLTD

Quarter ended: 30/09/2013


Category Code	Category of Share Holder	Number of Shareholders	Total Number of Shares	Number of Shares held in dematerialised form	Total Shareholding as a percentage of total number of shares	As a per centage of (A+B+C)	As a per centage of (A+B+C)	Number of shares	As a per centage of (IX) = (VIII) (IV) + 10
(A)	Shareholding of Promoter and Promoter Group(s) = NIL								
(1)	Indian:								
(a)	Individuals/ Hindu Undivided Family	69	1970396	779422	15.13%				
(b)	Central Government/ State Government(s)	--	--	--	--				
(c)	Bodies Corporate	12	4719042	3185374	36.22%				
(d)	Financial Institutions/ Banks	--	--	--	--				
(e)	Any other (specify)	--	--	--	--				
	Sub-Total (A) (1)	81	6889438	3964796	51.35%				
(2)	Foreign								



(a)	Individuals (Non-Resident Individuals Foreign Individuals)	---	---	---	---	---
(b)	Bodies Corporate	---	---	---	---	---
(c)	Institutions	---	---	---	---	---
(d)	Any Other (Specify)	---	---	---	---	---
	Sub-Total (A) (2)	---	---	---	---	---
	Total Shareholding of Promoter and Promoter Group (A) = (A) (1) + (A) (2)	81	668440	3954796	51.35%	---
(E)	Public Shareholdings	---	---	---	---	---
(F)	Institutions	---	---	---	---	---
(G)	Mutual Funds/UTI	---	---	---	---	---
(H)	Financial Institutions/Banks	0	11915	8824	0.09%	---
(I)	Central Government/State Government (S)	---	---	---	---	---
(J)	Venture Capital Funds	---	---	---	---	---
(K)	Insurance Companies	1	677001	677001	5.20%	---
(L)	Foreign Corporate Body	1	400000	400000	3.07%	---
(M)	Foreign Venture Capital/Investors	---	---	---	---	---



(A)	Qualified Foreign Investors (QFI)	(B)	Sub-Total (B) (1)	(C)	Sub-Total (C) (2)	(D)	Sub-Total (D) (3)	(E)	Sub-Total (E) (4)
(A)	Qualified Foreign Investors (QFI)								
(B)	Any Other (Specify)								
(B)	Non-Institutions: Bodies Corporate:	33	304717	254579	2.34%				
(B)	Individuals -								
	1) Individual Share holders holding Nominal Share Capital upto Rs.1 lakh	5533	2302357	555741	17.57%				
	2) Individual Share holders holding nominal share Capital in excess of Rs.1 lakh	2	1386029	1215023	10.54%				
(C)	Any Other (Specify)								
1)	THE ACADEMY OF GENERAL EDUCATION								
2)	NATIONAL INSTITUTE OF TECHNOLOGY TRUST	868488	150845	868488	6.57%				
3)	KRISHNA MEDICAL COLLEGE TRUST	220363	15827	220363	1.59%				
4)	T. GAUTHAM PAI - TRUSTEE (BANDURANGA TRUST)	---	---	---	0.12%				
	Sub-Total (B) (2)	5572	5248346	3364739	40.29%				
	Total Public Shareholding (B) =	5582	6337262	4950564	48.65%				
	TOTAL (A)+(B)	5663	13026700	8415360	100.00%				
(C)	Shares held by Custodians and against which Depository								



Receipts have been issued

GRAND TOTAL (A)+(B)+(C)

5653

13026700

8445060

100.00%

(100) Shares are showing holding of Securities (including shares, warrants, convertible securities) of person belonging to the Category "Promoter and Promoter Group"

Sr. No. Name of the Shareholder
 Sr. No. Name of the Shareholder
 Details of Shares held
 Entailed Shares (%)
 Details of Warrants
 Details of Convertible Securities
 Total Shares including underlying shares arising by full conversion of Warrants and Conv. Securities as a % of diluted share capital


Sr. No.	Name of the Shareholder	No. of Shares held	As a % of Grand Total (A)+(B)+(C)	No. of Warrants held	As a % of Grand Total (A)+(B)+(C) of sub class (C) of the same	No. of Convertible Securities held	As a % of Grand Total (A)+(B)+(C) of sub class (C) of the same
1	T. MOHANDAS PAI	58775	0.4511				
2	H. N. S. PAO	99	0.0008				
3	HANBERT K. NERAK						
4	HARISH P. SHENOY	40	0.0003				
5	K. M. UDGA						
6	ALFROY GIRIDHAR PAI						

Directors:

1. T. MOHANDAS PAI
2. H. N. S. PAO
3. HANBERT K. NERAK
4. HARISH P. SHENOY
5. K. M. UDGA
6. ALFROY GIRIDHAR PAI


Directors' Friends:

1. K. VISHWANATH RAMAIAH
2. KONDARAO VAMAN KAMATH
3. K. V. N. YERKADITHRA
4. KUNJALORE RANGA PAI



	(CD)	(ED)	(OD)	(OD-100)	(ED)	(PD)	(DD)	(R)	(D)	(D)
5 S SORESH PAJ	3424	0.0253	--	--	--	--	--	--	--	--
6 M D NARAYAN	11208	0.0860	--	--	--	--	--	--	--	--


1 T VITTAI EAI	51150	0.3927	--	--	--	--	--	--	--	--
2 DR RAMDAS M PAJ	177121	1.3597	--	--	--	--	--	--	--	--
3 SUNITI P NAYAK	28828	0.2213	--	--	--	--	--	--	--	--
4 VASANTHI P SERNAY	29968	0.2301	--	--	--	--	--	--	--	--
5 PAPA D RUDRA	52	0.0004	--	--	--	--	--	--	--	--
6 LATIKA P EAI	39966	0.3068	--	--	--	--	--	--	--	--
7 K GOPALAKRISHNA N S N NAYAK	35304	0.2710	--	--	--	--	--	--	--	--
8 T RAJESH EAI	57390	0.4405	--	--	--	--	--	--	--	--
9 USHA	45784	0.3515	--	--	--	--	--	--	--	--
10 BANJAN PAJ K	280	0.0021	--	--	--	--	--	--	--	--
11 VASANTHI R PAJ	67596	0.5189	--	--	--	--	--	--	--	--
12 JAYANTHI R PAJ	9689	0.0744	--	--	--	--	--	--	--	--
13 SOBESH	28800	0.2211	--	--	--	--	--	--	--	--
14 RAHIMA SHETTY	3120	0.0240	--	--	--	--	--	--	--	--
15 RAJAKSAR S PAJ	9840	0.0755	--	--	--	--	--	--	--	--
16 M D BALAKRISHNA	672	0.0052	--	--	--	--	--	--	--	--
17 GEETHA P KUMARH	3939	0.0302	--	--	--	--	--	--	--	--
18 T BABISH EAI	18276	0.1403	--	--	--	--	--	--	--	--
19 VIDYA	17395	0.1335	--	--	--	--	--	--	--	--
20 ANANTA	18400	0.1412	--	--	--	--	--	--	--	--
21 SHAILA PAJ	49150	0.3773	--	--	--	--	--	--	--	--
22 SANGEETHA	13632	0.1046	--	--	--	--	--	--	--	--
23 INDUMATHI E PAJ	16617	0.1276	--	--	--	--	--	--	--	--
24 T ASHOK EAI	178015	1.3865	--	--	--	--	--	--	--	--
25 SANDHYA D NAYAK	140	0.0012	--	--	--	--	--	--	--	--
26 GOUDA M EAI K	315	0.0024	--	--	--	--	--	--	--	--
27 SANGEETHA	3860	0.0296	--	--	--	--	--	--	--	--
28 TONISE SATHISH U PAJ	85047	0.6529	--	--	--	--	--	--	--	--
29 T GAUTHAM PAJ	18136	0.1392	--	--	--	--	--	--	--	--
30 SANDHYA SATHISH PAJ	43875	0.3368	--	--	--	--	--	--	--	--
31 MADHAV PAJ	26665	0.2047	--	--	--	--	--	--	--	--
32 SACHIN PAJ	26665	0.2047	--	--	--	--	--	--	--	--
33 T NARAYAN M PAJ	41764	0.3205	--	--	--	--	--	--	--	--
34 ALAKA R EAI	7228	0.0555	--	--	--	--	--	--	--	--
35 DR RAMDAS M PAJ	3969	0.0305	--	--	--	--	--	--	--	--



ID	(ID)	(IID)	(IV)	(VI)	(VII)=(V) (IID)100	(VIII)	(XIII)	(XIV)	(XV)	(XVI)	(XVII)	(XVIII)	(XIX)	(XX)	(XXI)
36	VIRADIAW M BAI	20668	0.7958	--	--	--	--	--	--	--	--	--	--	--	--
37	NIRA M BAI	1969	0.0151	--	--	--	--	--	--	--	--	--	--	--	--
38	RANJAN R BAI	78968	0.6024	--	--	--	--	--	--	--	--	--	--	--	--
39	SHAMPA BAI	5894	0.0452	--	--	--	--	--	--	--	--	--	--	--	--
40	T SUNITA BAI	15924	0.1222	--	--	--	--	--	--	--	--	--	--	--	--
41	DR RANJAS M BAI	4137	0.0318	--	--	--	--	--	--	--	--	--	--	--	--
42	T NARAYAN M BAI	3641	0.0280	--	--	--	--	--	--	--	--	--	--	--	--
43	GAYATRI BAI	77441	0.5945	--	--	--	--	--	--	--	--	--	--	--	--
44	T SUNITA BAI	13115	0.1007	--	--	--	--	--	--	--	--	--	--	--	--
45	ASER R SUNITA	640	0.0049	--	--	--	--	--	--	--	--	--	--	--	--
46	ROSHAN B BAI	800	0.0061	--	--	--	--	--	--	--	--	--	--	--	--
47	VINDHYA T	25273	0.1940	--	--	--	--	--	--	--	--	--	--	--	--
48	VASANTH SHENOY	2915	0.0224	--	--	--	--	--	--	--	--	--	--	--	--
49	RANJANA SHENOY M	2580	0.0197	--	--	--	--	--	--	--	--	--	--	--	--
50	ASER R BAI	5120	0.0393	--	--	--	--	--	--	--	--	--	--	--	--
51	KOSUMYA P BAI	1280	0.0098	--	--	--	--	--	--	--	--	--	--	--	--
52	T RAJHIRA PAI	1280	0.0098	--	--	--	--	--	--	--	--	--	--	--	--
53	RANJANBER SHENOY B	2580	0.0197	--	--	--	--	--	--	--	--	--	--	--	--
54	DINESH RUDRA	80	0.0006	--	--	--	--	--	--	--	--	--	--	--	--
55	K R BAI	3524	0.0271	--	--	--	--	--	--	--	--	--	--	--	--
56	T SATISH U PAI JRIY			--	--	--	--	--	--	--	--	--	--	--	--
57	VINDHYAKSHMI R PAI	334500	2.5678	--	--	--	--	--	--	--	--	--	--	--	--
	T NARAYAN M BAI	4212	0.0323	--	--	--	--	--	--	--	--	--	--	--	--

Associate Const/
Affiliates:

1	THE CANARA LAND INVESTMENTS LTD	25935	0.1991	--	--	--	--	--	--	--	--	--	--	--	--
2	SHARATH INVESTMENTS PVT LTD	505176	3.8780	--	--	--	--	--	--	--	--	--	--	--	--
3	SHIVAJI INVESTMENT CO FORT LTD	52086	0.3998	--	--	--	--	--	--	--	--	--	--	--	--
4	MANIENT FIN. CORPORATION LTD	165531	1.2707	--	--	--	--	--	--	--	--	--	--	--	--
5	MANI BAI MEDIA NETWORK LTD	17728	0.1361	--	--	--	--	--	--	--	--	--	--	--	--
6	SHARAT INEEX COMPANY PVT LTD	11849	0.0910	--	--	--	--	--	--	--	--	--	--	--	--



Sl. No.	Name of the Shareholder	No of Shares Held	Shares as a % of total	Details of Warrants	Details of Convertible Securities	Total shares (including underlying shares assumed Full Conversion of Warrants and Coo. Securities as a % of this share Capital)
7	MANIPAL ENTERPRISES PVT LTD	2000	0.0154			
8	MANIPAL INDUSTRIES LTD	48387	0.3714			
9	TVP CONSULTANTS LTD	1297	0.0100			
10	MANIPAL PEACHSHAN EYE LTD	308453	2.3679			
11	TEKKING FRATERNITY AND EDUCATION TRUST	1888400	14.2661			
	- DO -	245600	1.8854			
12	MUSIC AND FINE ARTS EDUCATION TRUST	3900000	2.9939			
	- DO -	1088600	8.3413			
	TOTAL	6689438	51.3518			

(12)(1) Statement showing holding of securities (including shares, warrants, convertible securities of persons belonging to the category "Public" and holding more than 1% of the total number of shares:

Sl. No.	Name of the Shareholder	No of Shares Held	Shares as a % of total	Details of Warrants	Details of Convertible Securities	Total shares (including underlying shares assumed Full Conversion of Warrants and Coo. Securities as a % of this share Capital)
1	T. RAMESH U RAI - MANIPAL HIGH SCHOOL TRUST O	171009	1.3127			
2	MAHENDRA GIRDHARILAL NATHWANI	1215023	9.3271			
	TOTAL	1386029	10.6398			




(1)(b) Statement showing holding of securities including shares, warrants, convertible securities of persons holding with them belonging to the category "Public" and holding more than 5% of the total number of shares of the Company.

Sl. No.	Name of the shareholder(s) and the persons acting in concert (BAC) with them	No of shares	Shares as a % of total Number of Shares	Details of Warrants			Details of Convertible Securities			Total shares including underlying shares assuming full conversion of warrants and convertible securities as a % of diluted share Capital.
				No of Warrants Held	As a % total number of warrants of the same class	No of Sec. held	% of total convertible securities	Total convertible securities		
1	MAHEERA GIRIBALAL MADHANI	1215023	9.3271							
	(1) Total	1215023	9.3271							

(1)(d) Statement showing details of locked-in shares

Sl. No.	Name of the Shareholder (Promoters/ Public)	Category of Shareholders	Number of Locked in Shares	Locked in shares as a percentage of total number of shares i.e. Grand Total (A)+(B)+(C) indicated in Statement at para (1)(a) above)
1.				N I L
2.				N I L
	TOTAL			N I L



(II) (a) Statement showing details of Depository Receipts (DRs)

Sr. No.	Type of outstanding DR (DR, ADDR, GDRs, SDRs, etc.)	Number of outstanding DRs.	Number of Shares underlying outstanding DRs.	Shares underlying outstanding DRs as a percentage of total number of shares (i.e. Same as Total (A)+(B)+(C) indicated in Statement at para (I) (a) above
---------	---	----------------------------	--	--

N I I

TOTAL

N I I

(II) (b) Statement showing Holding of Depository Receipts (DRs) where underlying shares are in excess of 1% of the total number of shares

Sr. No.	Name of the DR Holder	Type of outstanding DR (ADDR, GDRs, SDRs, etc.)	Number of Shares underlying outstanding DRs.	Shares underlying outstanding DRs as a percentage of total number of shares (i.e. Same as Total (A)+(B)+(C) indicated in Statement at para (I) (a) above)
---------	-----------------------	---	--	---

N I I

TOTAL

N I I

for ICDS Limited

Director

